

ILLINOIS STATE BOARD OF EDUCATION
School Business Services Division

Accounting Basis:

☐ Cash
☒ Accrual

SCHOOL DISTRICT BUDGET FORM *
July 1, 2019 - June 30, 2020

Unbalanced budget, however, a deficit reduction plan is not required at this time.

Date of Amended Budget: _____

(MM/DD/YY)

District Name: _____

Lindop School District 92

District RCDT No: _____

06-016-0920-02

If your FY19 AFR states that you need to do a deficit reduction plan and your FY20 budget is balanced please state the measures you took to have your budget become balanced. (Bckgrnd-Assumpt 25-26)

Budget of _____ Lindop School District 92, County of _____ Cook
State of Illinois, for the Fiscal Year beginning _____ July 1, 2019 and ending _____ June 30, 2020

WHEREAS the Board of Education of _____ Lindop School District 92
County of _____ COOK, State of Illinois, caused to be prepared in tentative form a budget, and the Secretary
of this Board has made the same conveniently available to public inspection for at least thirty days prior to final action thereon;
AND WHEREAS a public hearing was held as to such budget on the _____ 23 day of _____ September, 20 _____ 19,
notice of said hearing was given at least thirty days prior thereto as required by law, and all other legal requirements have been complied with;

NOW, THEREFORE, Be it resolved by the Board of Education of said district as follows:



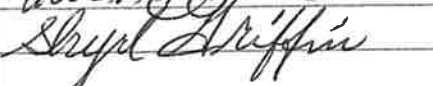

beginning _____ July 1, 2019 and ending _____ June 30, 2020

Section 2: That the following budget containing an estimate of amounts available in each Fund, separately, and expenditures from each be
and the same is hereby adopted as the budget of this school district for said fiscal year.

ADOPTION OF BUDGET

The budget shall be approved and signed below by members of the School Board. Adopted this _____

day of _____, 20 _____ by a roll call vote of _____ Yeas, and _____ Nays, to wit:

** MEMBERS VOTING YEA:	** MEMBERS VOTING NAY:
	
	
	
	

* Based on the 23 Illinois Administrative Code-Part 100 and inconformity with Section 17-1 of the School Code.

** Type in the members who voted "YEA" nor "NAY". Actual school board member signatures are not required for electronic submission.

- (1) A certified copy of this document must be filed with the county clerk within 30 days of adoption as required by Section 18-50 of the Property Tax Code (35 ILCS 200/18-50).
- (2) Districts are required to submit the adopted/amended budget electronically to ISBE within 30 days of adoption or by October 30, whichever comes first. Budgets are submitted to School Finance Report (SFR): <https://sec1.isbe.net/attachmgr/default.aspx>

The electronic version does not require member signatures, we do not accept PDF copies.

	A	B	C	D	E	F	G	H	I	J	K	L
1	<i>Begin entering data on EstRev 5-10 and EstExp 11-17 tabs.</i>		(10)	(20)	(30)	(40)	(50)	(60)	(70)	(80)	(90)	
	Description: Enter Whole Numbers Only	Acct #	Educational	Operations & Maintenance	Debt Service	Transportation	Municipal Retirement/ Social Security	Capital Projects	Working Cash	Tort	Fire Prevention & Safety	
2												
3	ESTIMATED BEGINNING FUND BALANCE July 1, 2019 ¹		6,258,689	143,498	45,289	184,843	990,350	81,411	1,266,112	502,048	353,402	
4	RECEIPTS/REVENUES											
5	LOCAL SOURCES	1000	4,858,861	547,074	437,838	110,875	319,350	500	64,089	416,941	88,699	
6	FLOW-THROUGH RECEIPTS/REVENUES FROM ONE DISTRICT TO ANOTHER DISTRICT	2000	0	0		0	0					
7	STATE SOURCES	3000	1,254,207	0	0	72,225	0	0	0	0	0	
8	FEDERAL SOURCES	4000	654,362	0	0	0	0	0	0	0	0	
9	Total Direct Receipts/Revenues ⁸		6,767,430	547,074	437,838	183,100	319,350	500	64,089	416,941	88,699	
10	Receipts/Revenues for "On Behalf" Payments ²	3998										
11	Total Receipts/Revenues		6,767,430	547,074	437,838	183,100	319,350	500	64,089	416,941	88,699	
12	DISBURSEMENTS/EXPENDITURES											
13	INSTRUCTION	1000	3,176,057				66,877					
14	SUPPORT SERVICES	2000	2,619,589	613,529		150,250	131,270	138,400		203,653	426,276	
15	COMMUNITY SERVICES	3000	102,840	0		0	0					
16	PAYMENTS TO OTHER DISTRICTS & GOVT UNITS	4000	805,000	35,000	0	110,000	0	0		0	0	
17	DEBT SERVICES	5000	0	0	416,956	0	0			0	0	
18	PROVISION FOR CONTINGENCIES	6000	0	0	0	0	0	0		0	0	
19	Total Direct Disbursements/Expenditures ⁹		6,703,486	648,529	416,956	260,250	198,147	138,400		203,653	426,276	
20	Disbursements/Expenditures for "On Behalf" Payments ²	4180	0	0	0	0	0	0		0	0	
21	Total Disbursements/Expenditures		6,703,486	648,529	416,956	260,250	198,147	138,400		203,653	426,276	
22	Excess of Direct Receipts/Revenues Over (Under) Direct Disbursements/Expenditures		63,944	(101,455)	20,882	(77,150)	121,203	(137,900)	64,089	213,288	(337,577)	
23	OTHER SOURCES/USES OF FUNDS											
24	OTHER SOURCES OF FUNDS (7000)											
25	PERMANENT TRANSFER FROM VARIOUS FUNDS											
26	Abolishment the Working Cash Fund ¹⁶	7110										
27	Abatement of the Working Cash Fund ¹⁶	7110			200,000			140,000				
28	Transfer of Working Cash Fund Interest	7120										
29	Transfer Among Funds	7130										
30	Transfer of Interest	7140										
31	Transfer from Capital Projects Fund to O&M Fund	7150		0								
32	Transfer of Excess Fire Prev & Safety Tax & Interest ³ Proceeds to O&M Fund	7160		0								
33	Transfer of Excess Accumulated Fire Prev & Safety Bond and Int ^{3a} Proceeds to Debt Service Fund	7170			0							
34	SALE OF BONDS (7200)											
35	Principal on Bonds Sold ⁴	7210										
36	Premium on Bonds Sold	7220										
37	Accrued Interest on Bonds Sold	7230										
38	Sale or Compensation for Fixed Assets ⁵	7300										
39	Transfer to Debt Service to Pay Principal on Capital Leases	7400			0							
40	Transfer to Debt Service Fund to Pay Interest on Capital Leases	7500			0							
41	Transfer to Debt Service Fund to Pay Principal on Revenue Bonds	7600			0							
42	Transfer to Debt Service Fund to Pay Interest on Revenue Bonds	7700			0							
43	Transfer to Capital Projects Fund	7800						0				

	A	B	C	D	E	F	G	H	I	J	K	L
1	<i>Begin entering data on EstRev 5-10 and EstExp 11-17 tabs.</i>	Acct #	(10) Educational	(20) Operations & Maintenance	(30) Debt Service	(40) Transportation	(50) Municipal Retirement/ Social Security	(60) Capital Projects	(70) Working Cash	(80) Tort	(90) Fire Prevention & Safety	
2	Description: Enter Whole Numbers Only											
44	ISBE Loan Proceeds											
45	Other Sources Not Classified Elsewhere											
46	Total Other Sources of Funds ⁸		0	0	200,000	0	0	140,000	0	0	0	

	A	B	C	D	E	F	G	H	I	J	K	L
1	<i>Begin entering data on EstRev 5-10 and EstExp 11-17 tabs.</i>		(10)	(20)	(30)	(40)	(50)	(60)	(70)	(80)	(90)	
2	Description: Enter Whole Numbers Only	Acct #	Educational	Operations & Maintenance	Debt Service	Transportation	Municipal Retirement/ Social Security	Capital Projects	Working Cash	Tort	Fire Prevention & Safety	
47	OTHER USES OF FUNDS (8000)											
49	TRANSFER TO VARIOUS OTHER FUNDS (8100)											
50	Abolishment or Abatement of the Working Cash Fund ¹⁶	8110							340,000			
51	Transfer of Working Cash Fund Interest	8120							0			
52	Transfer Among Funds	8130										
53	Transfer of Interest ⁶	8140										
54	Transfer from Capital Projects Fund to O&M Fund	8150										
55	Transfer of Excess Fire Prev & Safety Tax & Interest ³ Proceeds to O&M Fund	8160										
	Transfer of Excess Accumulated Fire Prev & Safety Bond ^{3a} and Int	8170										
56	Proceeds to Debt Service Fund											
57	Taxes Pledged to Pay Principal on Capital Leases	8410										
58	Grants/Reimbursements Pledged to Pay Principal on Capital Leases	8420										
59	Other Revenues Pledged to Pay Principal on Capital Leases	8430										
60	Fund Balance Transfers Pledged to Pay Principal on Capital Leases	8440										
61	Taxes Pledged to Pay Interest on Capital Leases	8510										
62	Grants/Reimbursements Pledged to Pay Interest on Capital Leases	8520										
63	Other Revenues Pledged to Pay Interest on Capital Leases	8530										
64	Fund Balance Transfers Pledged to Pay Interest on Capital Leases	8540										
65	Taxes Pledged to Pay Principal on Revenue Bonds	8610										
66	Grants/Reimbursements Pledged to Pay Principal on Revenue Bonds	8620										
67	Other Revenues Pledged to Pay Principal on Revenue Bonds	8630										
68	Fund Balance Transfers Pledged to Pay Principal on Revenue Bonds	8640										
69	Taxes Pledged to Pay Interest on Revenue Bonds	8710										
70	Grants/Reimbursements Pledged to Pay Interest on Revenue Bonds	8720										
71	Other Revenues Pledged to Pay Interest on Revenue Bonds	8730										
72	Fund Balance Transfers Pledged to Pay Interest on Revenue Bonds	8740										
73	Taxes Transferred to Pay for Capital Projects	8810										
74	Grants/Reimbursements Pledged to Pay for Capital Projects	8820										
75	Other Revenues Pledged to Pay for Capital Projects	8830										
76	Fund Balance Transfers Pledged to Pay for Capital Projects	8840										
77	Transfer to Debt Service Fund to Pay Principal on ISBE Loans	8910										
78	Other Uses Not Classified Elsewhere	8990										
79	Total Other Uses of Funds ⁹		0	0	0	0	0	0	340,000	0	0	
80	Total Other Sources/Uses of Fund		0	0	200,000	0	0	140,000	(340,000)	0	0	
81	ESTIMATED ENDING FUND BALANCE June 30, 2020		6,322,633	42,043	266,171	107,693	1,111,553	83,511	990,201	715,336	15,825	
82												
83	SUMMARY OF EXPENDITURES (by Major Object)											
84	Description	Acct #	(10) Educational	(20) Operations & Maintenance	(30) Debt Service	(40) Transportation	(50) Municipal Retirement/ Social Security	(60) Capital Projects	(70) Working Cash	(80) Tort	(90) Fire Prevention & Safety	Total By Object
85												
86	Object Name											
87	Salaries	100	3,833,080	202,311		0		0		0	0	4,035,391
88	Employee Benefits	200	652,972	50,768		0	198,147	0		0	0	901,887
89	Purchased Services	300	920,636	164,450	0	260,250		8,400		203,653	31,576	1,588,965
90	Supplies & Materials	400	305,812	191,000		0		0		0	0	496,812

	A	B	C	D	E	F	G	H	I	J	K	L
1	<i>Begin entering data on EstRev 5-10 and EstExp 11-17 tabs.</i>		(10)	(20)	(30)	(40)	(50)	(60)	(70)	(80)	(90)	
2	Description: Enter Whole Numbers Only	Acct #	Educational	Operations & Maintenance	Debt Service	Transportation	Municipal Retirement/ Social Security	Capital Projects	Working Cash	Tort	Fire Prevention & Safety	
91	Capital Outlay	500	30,000	40,000		0		130,000		0	394,700	594,700
92	Other Objects	600	858,486	0	416,956	0	0	0		0	0	1,275,442
93	Non-Capitalized Equipment	700	102,500	0		0		0		0	0	102,500
94	Termination Benefits	800	0	0		0						0
95	Total Expenditures		6,703,486	648,529	416,956	260,250	198,147	138,400		203,653	426,276	8,995,697

SUMMARY OF CASH TRANSACTIONS

	A	B	C	D	E	F	G	H	I	J	K
1			(10)	(20)	(30)	(40)	(50)	(60)	(70)	(80)	(90)
2	Description: Enter Whole Numbers Only	Acct #	Educational	Operations & Maintenance	Debt Service	Transportation	Municipal Retirement/ Social Security	Capital Projects	Working Cash	Tort	Fire Prevention & Safety
3	BEGINNING CASH BALANCE ON HAND July 1, 2019 ⁷		6,258,689	143,498	45,289	184,843	990,350	81,411	1,266,112	502,048	353,402
4	Total Direct Receipts & Other Sources ⁸		6,767,430	547,074	637,838	183,100	319,350	140,500	64,089	416,941	88,699
5	OTHER RECEIPTS										
6	Interfund Loans Payable (Loans from Other Funds)	411									
7	Interfund Loans Receivable (Repayment of Loans)	141									
8	Notes and Warrants Payable	433									
9	Other Current Assets	199									
10	Total Other Receipts		0	0	0	0	0	0	0	0	0
11	Total Direct Receipts, Other Sources, & Other Receipts		6,767,430	547,074	637,838	183,100	319,350	140,500	64,089	416,941	88,699
12	Total Amount Available		13,026,119	690,572	683,127	367,943	1,309,700	221,911	1,330,201	918,989	442,101
13	Total Direct Disbursements & Other Uses ⁹		6,703,486	648,529	416,956	260,250	198,147	138,400	340,000	203,653	426,276
14	OTHER DISBURSEMENTS										
15	Interfund Loans Receivable (Loans to Other Funds) ¹⁰	141									
16	Interfund Loans Payable (Repayment of Loans)	411									
17	Notes and Warrants Payable	433									
18	Other Current Liabilities	499									
19	Total Other Disbursements		0	0	0	0	0	0	0	0	0
20	Total Direct Disbursements, Other Uses, & Other Disbursements		6,703,486	648,529	416,956	260,250	198,147	138,400	340,000	203,653	426,276
21	ENDING CASH BALANCE ON HAND June 30, 2020 ⁷		6,322,633	42,043	266,171	107,693	1,111,553	83,511	990,201	715,336	15,825

	A	B	C	D	E	F	G	H	I	J	K
1			(10)	(20)	(30)	(40)	(50)	(60)	(70)	(80)	(90)
	Description: Enter Whole Numbers Only	Acct #	Educational	Operations & Maintenance	Debt Service	Transportation	Municipal Retirement/ Social Security	Capital Projects	Working Cash	Tort	Fire Prevention & Safety
2											
3	RECEIPTS/REVENUES FROM LOCAL SOURCES (1000)										
4	AD VALOREM TAXES LEVIED BY LOCAL EDUCATION AGENCY	1100									
5	Designated Purposes Levies ¹¹ (1110-1120)	-	4,130,084	540,574	435,838	101,375	146,965		44,089	414,441	87,199
6	Leasing Purposes Levy ¹²	1130									
7	Special Education Purposes Levy	1140	349,777								
8	FICA and Medicare Only Levies	1150					146,885				
9	Area Vocational Construction Purposes Levy	1160									
10	Summer School Purposes Levy	1170									
11	Other Tax Levies (Describe & Itemize)	1190									
12	Total Ad Valorem Taxes Levied by District		4,479,861	540,574	435,838	101,375	293,850	0	44,089	414,441	87,199
13	PAYMENTS IN LIEU OF TAXES	1200									
14	Mobile Home Privilege Tax	1210									
15	Payments from Local Housing Authority	1220									
16	Corporate Personal Property Replacement Taxes ¹³	1230	195,000				12,500				
17	Other Payments in Lieu of Taxes (Describe & Itemize)	1290									
18	Total Payments in Lieu of Taxes		195,000	0	0	0	12,500	0	0	0	0
19	TUITION	1300									
20	Regular Tuition from Pupils or Parents (In State)	1311									
21	Regular Tuition from Other Districts (In State)	1312									
22	Regular Tuition from Other Sources (In State)	1313									
23	Regular Tuition from Other Sources (Out of State)	1314									
24	Summer School Tuition from Pupils or Parents (In State)	1321									
25	Summer School Tuition from Other Districts (In State)	1322									
26	Summer School Tuition from Other Sources (In State)	1323									
27	Summer School Tuition from Other Sources (Out of State)	1324									
28	CTE Tuition from Pupils or Parents (In State)	1331									
29	CTE Tuition from Other Districts (In State)	1332									
30	CTE Tuition from Other Sources (In State)	1333									
31	CTE Tuition from Other Sources (Out of State)	1334									
32	Special Education Tuition from Pupils or Parents (In State)	1341									
33	Special Education Tuition from Other Districts (In State)	1342									
34	Special Education Tuition from Other Sources (In State)	1343									
35	Special Education Tuition from Other Sources (Out of State)	1344									
36	Adult Tuition from Pupils or Parents (In State)	1351									
37	Adult Tuition from Other Districts (In State)	1352									
38	Adult Tuition from Other Sources (In State)	1353									
39	Adult Tuition from Other Sources (Out of State)	1354									
40	Total Tuition		0								
41	TRANSPORTATION FEES	1400									
42	Regular Transportation Fees from Pupils or Parents (In State)	1411									
43	Regular Transportation Fees from Other Districts (In State)	1412									
44	Regular Transportation Fees from Other Sources (In State)	1413									
45	Regular Transportation Fees from Co-curricular Activities (In State)	1415									
46	Regular Transportation Fees from Other Sources (Out of State)	1416									
47	Summer School Transportation Fees from Pupils or Parents (In State)	1421									
48	Summer School Transportation Fees from Other Districts (In State)	1422									
49	Summer School Transportation Fees from Other Sources (In State)	1423									
50	Summer School Transportation Fees from Other Sources (Out of State)	1424									
51	CTE Transportation Fees from Pupils or Parents (In State)	1431									
52	CTE Transportation Fees from Other Districts (In State)	1432									
53	CTE Transportation Fees from Other Sources (In State)	1433									

	A	B	C	D	E	F	G	H	I	J	K
1			(10)	(20)	(30)	(40)	(50)	(60)	(70)	(80)	(90)
	Description: Enter Whole Numbers Only	Acct #	Educational	Operations & Maintenance	Debt Service	Transportation	Municipal Retirement/ Social Security	Capital Projects	Working Cash	Tort	Fire Prevention & Safety
2											
54	CTE Transportation Fees from Other Sources (Out of State)	1434									
55	Special Education Transportation Fees from Pupils or Parents (In State)	1441									
56	Special Education Transportation Fees from Other Districts (In State)	1442									
57	Special Education Transportation Fees from Other Sources (In State)	1443									
58	Special Education Transportation Fees from Other Sources (Out of State)	1444									
59	Adult Transportation Fees from Pupils or Parents (In State)	1451									
60	Adult Transportation Fees from Other Districts (In State)	1452									
61	Adult Transportation Fees from Other Sources (In State)	1453									
62	Adult Transportation Fees from Other Sources (Out of State)	1454									
63	Total Transportation Fees					0					
64	EARNINGS ON INVESTMENTS	1500									
65	Interest on Investments	1510	95,000	2,500	2,000	4,500	13,000	500	20,000	2,500	1,500
66	Gain or Loss on Sale of Investments	1520									
67	Total Earnings on Investments		95,000	2,500	2,000	4,500	13,000	500	20,000	2,500	1,500
68	FOOD SERVICE	1600									
69	Sales to Pupils - Lunch	1611									
70	Sales to Pupils - Breakfast	1612									
71	Sales to Pupils - A la Carte	1613									
72	Sales to Pupils - Other (Describe & Itemize)	1614									
73	Sales to Adults	1620									
74	Other Food Service (Describe & Itemize)	1690									
75	Total Food Service		0								
76	DISTRICT/SCHOOL ACTIVITY INCOME	1700									
77	Admissions - Athletic	1711									
78	Admissions - Other	1719									
79	Fees	1720	52,000								
80	Book Store Sales	1730									
81	Other District/School Activity Revenue (Describe & Itemize)	1790									
82	Total District/School Activity Income		52,000	0							
83	TEXTBOOK INCOME	1800									
84	Rentals - Regular Textbooks	1811									
85	Rentals - Summer School Textbooks	1812									
86	Rentals - Adult/Continuing Education Textbooks	1813									
87	Rentals - Other (Describe)	1819									
88	Sales - Regular Textbooks	1821									
89	Sales - Summer School Textbooks	1822									
90	Sales - Adult/Continuing Education Textbooks	1823									
91	Sales - Other (Describe & Itemize)	1829									
92	Other (Describe & Itemize)	1890									
93	Total Textbooks		0								
94	OTHER REVENUE FROM LOCAL SOURCES	1900									
95	Rentals	1910									
96	Contributions and Donations from Private Sources	1920									
97	Impact Fees from Municipal or County Governments	1930									
98	Services Provided Other Districts	1940									
99	Refund of Prior Years' Expenditures	1950	25,000	4,000		5,000					
100	Payments of Surplus Moneys from TIF Districts	1960									
101	Drivers' Education Fees	1970									
102	Proceeds from Vendors' Contracts	1980									
103	School Facility Occupation Tax Proceeds	1983									
104	Payment from Other Districts	1991									
105	Sale of Vocational Projects	1992									

	A	B	C	D	E	F	G	H	I	J	K
1			(10)	(20)	(30)	(40)	(50)	(60)	(70)	(80)	(90)
2	Description: Enter Whole Numbers Only	Acct #	Educational	Operations & Maintenance	Debt Service	Transportation	Municipal Retirement/ Social Security	Capital Projects	Working Cash	Tort	Fire Prevention & Safety
106	Other Local Fees (Describe & Itemize)	1993									
107	Other Local Revenues (Describe & Itemize)	1999	12,000								
108	Total Other Revenue from Local Sources		37,000	4,000	0	5,000	0	0	0	0	0
109	Total Receipts/Revenues from Local Sources	1000	4,858,861	547,074	437,838	110,875	319,350	500	64,089	416,941	88,699
FLOW-THROUGH RECEIPTS/REVENUES FROM ONE DISTRICT TO ANOTHER DISTRICT (2000)											
111	Flow-Through Revenue from State Sources	2100									
112	Flow-Through Revenue from Federal Sources	2200									
113	Other Flow-Through Revenue (Describe & Itemize)	2300									
114	Total Flow-Through Receipts/Revenues From District to Another District One	2000	0	0		0	0				
RECEIPTS/REVENUES FROM STATE SOURCES (3000)											
UNRESTRICTED GRANTS-IN-AID (3001-3099)											
117	Evidence Based Funding Formula (Section 18-8.15)	3001	1,072,327								
118	Reorganization Incentives (Accounts 3005-3021)	3005									
119	Fast Growth District Grants	3030									
120	Other Unrestricted Grants-In-Aid From State Sources (Describe & Itemize)	3099									
121	Total Unrestricted Grants-In-Aid		1,072,327	0	0	0	0	0	0	0	0
RESTRICTED GRANTS-IN-AID (3100-3900)											
SPECIAL EDUCATION											
124	Special Education - Private Facility Tuition	3100	36,000								
125	Special Education - Funding for Children Requiring Sp Ed Services	3105									
126	Special Education - Personnel	3110									
127	Special Education - Orphanage - Individual	3120	14,500								
128	Special Education - Orphanage - Summer Individual	3130									
129	Special Education - Summer School	3145									
130	Special Education - Other (Describe & Itemize)	3199									
131	Total Special Education		50,500	0		0					
CAREER AND TECHNICAL EDUCATION (CTE)											
133	CTE - Technical Education - Tech Prep	3200									
134	CTE - Secondary Program Improvement (CTEI)	3220	380								
135	CTE - WECEP	3225									
136	CTE - Agriculture Education	3235									
137	CTE - Instructor Practicum	3240									
138	CTE - Student Organizations	3270									
139	CTE - Other (Describe & Itemize)	3299									
140	Total Career and Technical Education		380	0		0					
BILINGUAL EDUCATION											
142	Bilingual Education - Downstate - TPI and TBE	3305									
143	Bilingual Education - Downstate - Transitional Bilingual Education	3310									
144	Total Bilingual Education		0			0					
145	State Free Lunch & Breakfast	3360	6,000								
146	School Breakfast Initiative	3365									
147	Driver Education	3370									
148	Adult Education (from ICCB)	3410									
149	Adult Education - Other (Describe & Itemize)	3499									
TRANSPORTATION											
151	Transportation - Regular and Vocational	3500				5,000					
152	Transportation - Special Education	3510				67,225					
153	Transportation - Other (Describe & Itemize)	3599									

	A	B	C	D	E	F	G	H	I	J	K
1			(10)	(20)	(30)	(40)	(50)	(60)	(70)	(80)	(90)
2	Description: Enter Whole Numbers Only	Acct #	Educational	Operations & Maintenance	Debt Service	Transportation	Municipal Retirement/ Social Security	Capital Projects	Working Cash	Tort	Fire Prevention & Safety
154	Total Transportation		0	0		72,225	0				
155	Learning Improvement - Change Grants	3610									
156	Scientific Literacy	3660									
157	Truant Alternative/Optional Education	3695									
158	Early Childhood - Block Grant	3705	125,000								
159	Chicago General Education Block Grant	3766									
160	Chicago Educational Services Block Grant	3767									
161	School Safety & Educational Improvement Block Grant	3775									
162	Technology - Technology for Success	3780									
163	State Charter Schools	3815									
164	Extended Learning Opportunities - Summer Bridges	3825									
165	Infrastructure Improvements - Planning/Construction	3920									
166	School Infrastructure - Maintenance Projects	3925									
167	Other Restricted Revenue from State Sources (Describe & Itemize)	3999									
168	Total Restricted Grants-In-Aid		181,880	0	0	72,225	0	0	0	0	0
169	Total Receipts/Revenues from State Sources	3000	1,254,207	0	0	72,225	0	0	0	0	0
170	RECEIPTS/REVENUES FROM FEDERAL SOURCES (4000)										
171	UNRESTRICTED GRANTS-IN-AID RECEIVED DIRECTLY FROM FEDERAL GOVT. (4001-4009)										
172	Federal Impact Aid	4001									
173	Other Unrestricted Grants-In-Aid Received Directly from the Federal Govt. (Describe & Itemize)	4009									
174	Total Unrestricted Grants-In-Aid Received Directly from Fed Govt		0	0	0	0	0	0	0	0	0
175	RESTRICTED GRANTS-IN-AID RECEIVED DIRECTLY FROM FEDERAL GOVT (4045-4090)										
176	Head Start	4045									
177	Construction (Impact Aid)	4050									
178	MAGNET	4060									
179	Other Restricted Grants-In-Aid Received Directly from Federal Govt. (Describe & Itemize)	4090									
180	Total Restricted Grants-In-Aid Received Directly from Federal Govt.		0	0		0	0	0			0
181	RESTRICTED GRANTS-IN-AID RECEIVED FROM FEDERAL GOVT. THRU THE STATE (4100-4999)										
182	TITLE V										
183	Title V - Flexibility and Accountability	4100									
184	Title V - SEA Projects	4105									
185	Title V - Rural Education Initiative (REI)	4107									
186	Title V - Other (Describe & Itemize)	4199									
187	Total Title V		0	0		0	0				
188	FOOD SERVICE										
189	Breakfast Start-Up Expansion	4200									
190	National School Lunch Program	4210	200,000								
191	Special Milk Program	4215									
192	School Breakfast Program	4220	100,000								
193	Summer Food Service Admin/Program	4225									
194	Child and Adult Care Food Program	4226									
195	Fresh Fruit and Vegetables	4240	20,050								
196	Food Service - Other (Describe & Itemize)	4299									
197	Total Food Service		320,050				0				
198	TITLE I										

	A	B	C	D	E	F	G	H	I	J	K
1			(10)	(20)	(30)	(40)	(50)	(60)	(70)	(80)	(90)
2	Description: Enter Whole Numbers Only	Acct #	Educational	Operations & Maintenance	Debt Service	Transportation	Municipal Retirement/ Social Security	Capital Projects	Working Cash	Tort	Fire Prevention & Safety
199	Title I - Low Income	4300	170,000								
200	Title I - Low Income - Neglected, Private	4305									

	A	B	C	D	E	F	G	H	I	J	K
1			(10)	(20)	(30)	(40)	(50)	(60)	(70)	(80)	(90)
2	Description: Enter Whole Numbers Only	Acct #	Educational	Operations & Maintenance	Debt Service	Transportation	Municipal Retirement/ Social Security	Capital Projects	Working Cash	Tort	Fire Prevention & Safety
201	Title I - Migrant Education	4340									
202	Title I - Other (Describe & Itemize)	4399									
203	Total Title I		170,000	0		0	0				
204	TITLE IV										
205	Title IV - Student Support & Academic Enrichment Grant	4400	10,000								
206	Title IV - 21st Century	4421									
207	Title IV - Other (Describe & Itemize)	4499									
208	Total Title IV		10,000	0		0	0				
209	FEDERAL - SPECIAL EDUCATION										
210	Federal Special Education - Preschool Flow-Through	4600	4,312								
211	Federal Special Education - Preschool Discretionary	4605									
212	Federal Special Education - IDEA Flow Through	4620	108,000								
213	Federal Special Education - IDEA Room & Board	4625									
214	Federal Special Education - IDEA Discretionary	4630									
215	Federal Special Education - IDEA - Other (Describe & Itemize)	4699									
216	Total Federal Special Education		112,312	0		0	0				
217	CTE - PERKINS										
218	CTE - Perkins-Title IIIIE Tech Prep	4770									
219	CTE - Other (Describe & Itemize)	4799									
220	Total CTE - Perkins		0	0			0				
221	Federal - Adult Education	4810									
222	ARRA - General State Aid - Education Stabilization	4850									
223	ARRA - Title I - Low Income	4851									
224	ARRA - Title I - Neglected, Private	4852									
225	ARRA - Title I - Delinquent, Private	4853									
226	ARRA - Title I - School Improvement (Part A)	4854									
227	ARRA - Title I - School Improvement (Section 1003g)	4855									
228	ARRA - IDEA - Part B - Preschool	4856									
229	ARRA - IDEA - Part B - Flow-Through	4857									
230	ARRA - Title IID - Technology - Formula	4860									
231	ARRA - Title IID - Technology - Competitive	4861									
232	ARRA - McKinney - Vento Homeless Education	4862									
233	ARRA - Child Nutrition Equipment Assistance	4863									
234	Impact Aid Formula Grants	4864									
235	Impact Aid Competitive Grants	4865									
236	Qualified Zone Academy Bond Tax Credits	4866									
237	Qualified School Construction Bond Credits	4867									
238	Build America Bond Tax Credits	4868									
239	Build America Bond Interest Reimbursement	4869									
240	ARRA - General State Aid - Other Government Services Stabilization	4870									
241	Other ARRA Funds - II	4871									
242	Other ARRA Funds - III	4872									
243	Other ARRA Funds - IV	4873									
244	Other ARRA Funds - V	4874									
245	ARRA - Early Childhood	4875									
246	Other ARRA Funds - VII	4876									
247	Other ARRA Funds - VIII	4877									
248	Other ARRA Funds - IX	4878									
249	Other ARRA Funds - X	4879									
250	Other ARRA Funds - Ed Job Fund Program	4880									
251	Total Stimulus Programs		0	0	0	0	0	0		0	0

	A	B	C	D	E	F	G	H	I	J	K
1			(10)	(20)	(30)	(40)	(50)	(60)	(70)	(80)	(90)
2	Description: Enter Whole Numbers Only	Acct #	Educational	Operations & Maintenance	Debt Service	Transportation	Municipal Retirement/ Social Security	Capital Projects	Working Cash	Tort	Fire Prevention & Safety
252	Race to the Top Program	4901									
253	Race to the Top - Preschool Expansion Grant	4902									
254	Title III - Instruction for English Learners & Immigrant Students	4905									
255	Title III - English Language Acquisition	4909									
256	McKinney Education for Homeless Children	4920									
257	Title II - Eisenhower - Professional Development Formula	4930									
258	Title II - Teacher Quality	4932	17,000								
259	Federal Charter Schools	4960									
260	State Assessment Grants	4981									
261	Grant for State Assessments and Related Activities	4982									
262	Medicaid Matching Funds - Administrative Outreach	4991	25,000								
263	Medicaid Matching Funds - Fee-For-Service Program	4992									
264	Other Restricted Grants Received from Federal Government through State (Describe & Itemize)	4999									
265	Total Restricted Grants-In-Aid Received from Federal Govt. Thru the State		654,362	0	0	0	0	0		0	0
266	TOTAL RECEIPTS/REVENUES FROM FEDERAL SOURCES	4000	654,362	0	0	0	0	0	0	0	0
267	TOTAL DIRECT RECEIPTS/REVENUES		6,767,430	547,074	437,838	183,100	319,350	500	64,089	416,941	88,699

1	A	B	C	D	E	F	G	H	I	J	K
2	Description: Enter Whole Numbers Only	Funct #	(100) Salaries	(200) Employee Benefits	(300) Purchased Services	(400) Supplies & Materials	(500) Capital Outlay	(600) Other Objects	(700) Non-Capitalized Equipment	(800) Termination Benefits	(900) Total
3	10 - EDUCATIONAL FUND (ED)										
4	INSTRUCTION (ED)	1000									
5	Regular Programs	1100	1,970,127	316,297	54,850	92,700		500			2,434,474
6	Tuition Payment to Charter Schools	1115									0
7	Pre-K Programs	1125	218,106	32,016	4,600	5,112	0				259,834
8	Special Education Programs (Functions 1200 - 1220)	1200	247,513	43,437	2,000	1,500		500			294,950
9	Special Education Programs Pre-K	1225									0
10	Remedial and Supplemental Programs K-12	1250									0
11	Remedial and Supplemental Programs Pre-K	1275									0
12	Adult/Continuing Education Programs	1300									0
13	CTE Programs	1400									0
14	Interscholastic Programs	1500	33,500	655	7,500	7,500					49,155
15	Summer School Programs	1600	62,500	300	500	250					63,550
16	Gifted Programs	1650									0
17	Driver's Education Programs	1700									0
18	Bilingual Programs	1800	65,920	8,174							74,094
19	Truant Alternative & Optional Programs	1900									0
20	Pre-K Programs - Private Tuition	1910									0
21	Regular K-12 Programs Private Tuition	1911									0
22	Special Education Programs K-12 Private Tuition	1912									0
23	Special Education Programs Pre-K Tuition	1913									0
24	Remedial/Supplemental Programs K-12 Private Tuition	1914									0
25	Remedial/Supplemental Programs Pre-K Private Tuition	1915									0
26	Adult/Continuing Education Programs Private Tuition	1916									0
27	CTE Programs Private Tuition	1917									0
28	Interscholastic Programs Private Tuition	1918									0
29	Summer School Programs Private Tuition	1919									0
30	Gifted Programs Private Tuition	1920									0
31	Bilingual Programs Private Tuition	1921									0
32	Truants Alternative/Opt Ed Programs Private Tuition	1922									0
33	Total Instruction ¹⁴	1000	2,597,666	400,879	69,450	107,062	0	1,000	0	0	3,176,057
34	SUPPORT SERVICES (ED)	2000									
35	Support Services - Pupil	2100									
36	Attendance & Social Work Services	2110	55,171	8,112		100					63,383
37	Guidance Services	2120	35,000		35,000						70,000
38	Health Services	2130			77,000	3,000					80,000
39	Psychological Services	2140	61,397	8,148							69,545
40	Speech Pathology & Audiology Services	2150									0
41	Other Support Services - Pupils (Describe & Itemize)	2190	1,000		6,500	3,250					10,750
42	Total Support Services - Pupil	2100	152,568	16,260	118,500	6,350	0	0	0	0	293,678
43	Support Services - Instructional Staff	2200									
44	Improvement of Instruction Services	2210	104,441	38,816	160,723	11,000					314,980
45	Educational Media Services	2220	58,330	8,304		4,500					71,134
46	Assessment & Testing	2230			6,700						6,700
47	Total Support Services - Instructional Staff	2200	162,771	47,120	167,423	15,500	0	0	0	0	392,814
48	Support Services - General Administration	2300									
49	Board of Education Services	2310	2,196		133,000	15,000		18,000			168,196
50	Executive Administration Services	2320	176,572	42,347	15,000	5,000		2,500			241,419
51	Special Area Administration Services	2330	104,277	28,927	1,750	500		750			136,204
52	Tort Immunity Services	2360 - 2370									0
53	Total Support Services - General Administration	2300	283,045	71,274	149,750	20,500	0	21,250	0	0	545,819
54	Support Services - School Administration	2400									
55	Office of the Principal Services	2410	278,942	65,383	8,500	7,700		2,000			362,525
56	Other Support Services - School Administration (Describe & Itemize)	2490									0
57	Total Support Services - School Administration	2400	278,942	65,383	8,500	7,700	0	2,000	0	0	362,525

	A	B	C	D	E	F	G	H	I	J	K
1	Description: Enter Whole Numbers Only	Funct #	(100)	(200)	(300)	(400)	(500)	(600)	(700)	(800)	(900)
2			Salaries	Employee Benefits	Purchased Services	Supplies & Materials	Capital Outlay	Other Objects	Non-Capitalized Equipment	Termination Benefits	Total
58	Support Services - Business	2500									
59	Direction of Business Support Services	2510	100,000	21,960	2,500	1,200		1,000			126,660
60	Fiscal Services	2520	49,385		13,350	1,500					64,235
61	Operation & Maintenance of Plant Services	2540									0
62	Pupil Transportation Services	2550									0
63	Food Services	2560	105,060	10,050	246,300	2,000					363,410
64	Internal Services	2570			40,000						40,000
65	Total Support Services - Business	2500	254,445	32,010	302,150	4,700	0	1,000	0	0	594,305
66	Support Services - Central	2600									
67	Direction of Central Support Services	2610									0
68	Planning, Research, Development & Evaluation Services	2620									0
69	Information Services	2630			7,250						7,250
70	Staff Services	2640									0
71	Data Processing Services	2660	89,652	20,046	39,000	140,000	30,000		102,500		421,198
72	Total Support Services - Central	2600	89,652	20,046	46,250	140,000	30,000	0	102,500	0	428,448
73	Other Support Services (Describe & Itemize)	2900				2,000					2,000
74	Total Support Services	2000	1,221,423	252,093	792,573	196,750	30,000	24,250	102,500	0	2,619,589
75	COMMUNITY SERVICES (ED)	3000	13,991		8,613	2,000		78,236			102,840
76	PAYMENTS TO OTHER DIST & GOVT UNITS (ED)	4000									
77	Payments to Other Dist & Govt Units (In-State)	4100									
78	Payments for Regular Programs	4110									0
79	Payments for Special Education Programs	4120			5,000			755,000			760,000
80	Payments for Adult/Continuing Education Programs	4130									0
81	Payments for CTE Programs	4140									0
82	Payments for Community College Programs	4170									0
83	Other Payments to In-State Govt Units (Describe & Itemize)	4190			45,000						45,000
84	Total Payments to Other Dist & Govt Units (In-State)	4100			50,000			755,000			805,000
85	Payments for Regular Programs - Tuition	4210									0
86	Payments for Special Education Programs - Tuition	4220									0
87	Payments for Adult/Continuing Education Programs - Tuition	4230									0
88	Payments for CTE Programs - Tuition	4240									0
89	Payments for Community College Programs - Tuition	4270									0
90	Payments for Other Programs - Tuition	4280									0
91	Other Payments to In-State Govt Units (Describe & Itemize)	4290									0
92	Total Payments to Other Dist & Govt Units - Tuition (In State)	4200						0			0
93	Payments for Regular Programs - Transfers	4310									0
94	Payments for Special Education Programs - Transfers	4320									0
95	Payments for Adult/Continuing Ed Programs - Transfers	4330									0
96	Payments for CTE Programs - Transfers	4340									0
97	Payments for Community College Program - Transfers	4370									0
98	Payments for Other Programs - Transfers	4380									0
99	Other Payments to In-State Govt Units - Transfers (Describe & Itemize)	4390									0
100	Total Payments to Other Dist & Govt Units-Transfers (In State)	4300			0			0			0
101	Payments to Other Dist & Govt Units (Out of State)	4400									0
102	Total Payments to Other Dist & Govt Units	4000			50,000			755,000			805,000
103	DEBT SERVICE (ED)	5000									
104	Debt Service - Interest on Short-Term Debt	5100									
105	Tax Anticipation Warrants	5110									0
106	Tax Anticipation Notes	5120									0
107	Corporate Personal Property Repl Tax Anticipated Notes	5130									0
108	State Aid Anticipation Certificates	5140									0
109	Other Interest on Short-Term Debt (Describe & Itemize)	5150									0
110	Total Debt Service - Interest on Short-Term Debt	5100						0			0
111	Debt Service - Interest on Long-Term Debt	5200									0
112	Total Debt Service	5000						0			0

	A	B	C	D	E	F	G	H	I	J	K
1			(100)	(200)	(300)	(400)	(500)	(600)	(700)	(800)	(900)
2	Description: Enter Whole Numbers Only	Funct #	Salaries	Employee Benefits	Purchased Services	Supplies & Materials	Capital Outlay	Other Objects	Non-Capitalized Equipment	Termination Benefits	Total
113	PROVISION FOR CONTINGENCIES (ED)	6000									0
114	Total Direct Disbursements/Expenditures		3,833,080	652,972	920,636	305,812	30,000	858,486	102,500	0	6,703,486
115	Excess (Deficiency) of Receipts/Revenues Over Disbursements/Expenditures										63,944
117	20 - OPERATIONS AND MAINTENANCE FUND (O&M)										
118	SUPPORT SERVICES (O&M)	2000									
119	Support Services - Pupil	2100									
120	Other Support Services - Pupils (Describe & Itemize)	2190									0
121	Support Services - Business	2500									
122	Direction of Business Support Services	2510									0
123	Facilities Acquisition & Construction Services	2530									0
124	Operation & Maintenance of Plant Services	2540	202,311	50,768	129,450	191,000	40,000				613,529
125	Pupil Transportation Services	2550									0
126	Food Services	2560									0
127	Total Support Services - Business	2500	202,311	50,768	129,450	191,000	40,000	0	0	0	613,529
128	Other Support Services (Describe & Itemize)	2900									0
129	Total Support Services	2000	202,311	50,768	129,450	191,000	40,000	0	0	0	613,529
130	COMMUNITY SERVICES (O&M)	3000									0
131	PAYMENTS TO OTHER DIST & GOVT UNITS (O&M)	4000									
132	Payments to Other Dist & Govt Units (In-State)	4100									
133	Payments for Regular Programs	4110									0
134	Payments for Special Education Programs	4120			35,000						35,000
135	Payments for CTE Program	4140									0
136	Other Payments to In-State Govt Units (Describe & Itemize)	4190									0
137	Total Payments to Other Dist & Govt Units (In-State)	4100			35,000			0			35,000
138	Payments to Other Dist & Govt Units (Out of State) ¹⁴	4400									0
139	Total Payments to Other Dist & Govt Unit	4000			35,000			0			35,000
140	DEBT SERVICE (O&M)	5000									
141	Debt Service - Interest on Short-Term Debt	5100									
142	Tax Anticipation Warrants	5110									0
143	Tax Anticipation Notes	5120									0
144	Corporate Personal Prop Repl Tax Anticipated Notes	5130									0
145	State Aid Anticipation Certificates	5140									0
146	Other Interest on Short-Term Debt (Describe & Itemize)	5150									0
147	Total Debt Service - Interest on Short-Term Debt	5100						0			0
148	Debt Service - Interest on Long-Term Debt	5200									0
149	Total Debt Service	5000						0			0
150	PROVISION FOR CONTINGENCIES (O&M)	6000									0
151	Total Direct Disbursements/Expenditures		202,311	50,768	164,450	191,000	40,000	0	0	0	648,529
152	Excess (Deficiency) of Receipts/Revenues Over Disbursements/Expenditures										(101,455)
154	30 - DEBT SERVICE FUND (DS)										
155	PAYMENTS TO OTHER DIST & GOVT UNITS (DS)	4000									
156	Payments to Other Dist & Govt Units (In-State)	4100									
157	Payments for Regular Programs	4110									0
158	Payments for Special Education Programs	4120									0
159	Other Payments to In-State Govt Units (Describe & Itemize)	4190									0
160	Total Payments to Other Dist & Govt Units (In-State)	4000						0			0
161	DEBT SERVICE (DS)	5000									
162	Debt Service - Interest on Short-Term Debt	5100									
163	Tax Anticipation Warrants	5110									0
164	Tax Anticipation Notes	5120									0

1	A	B	C	D	E	F	G	H	I	J	K
2	Description: Enter Whole Numbers Only	Funct #	(100) Salaries	(200) Employee Benefits	(300) Purchased Services	(400) Supplies & Materials	(500) Capital Outlay	(600) Other Objects	(700) Non-Capitalized Equipment	(800) Termination Benefits	(900) Total
165	Corporate Personal Prop Repl Tax Anticipation Notes	5130									0
166	State Aid Anticipation Certificates	5140									0
167	Other Interest on Short-Term Debt <i>(Describe & Itemize)</i>	5150									0
168	Total Debt Service - Interest On Short-Term Debt	5100						0			0
169	Debt Service - Interest on Long-Term Debt	5200						56,956			56,956
170	Debt Service - Payments of Principal on Long-Term Debt ¹⁵ <i>(Lease/Purchase Principal Retired)</i>	5300						360,000			360,000
171	Debt Service Other <i>(Describe & Itemize)</i>	5400									0
172	Total Debt Service	5000			0			416,956			416,956
173	PROVISION FOR CONTINGENCIES (DS)	6000									0
174	Total Direct Disbursements/Expenditures				0			416,956			416,956
175	Excess (Deficiency) of Receipts/Revenues Over Disbursements/Expenditures										20,882
176											
177	40 - TRANSPORTATION FUND (TR)										
178	SUPPORT SERVICES (TR)	2000									
179	Support Services - Pupils	2100									
180	Other Support Services - Pupils <i>(Describe & Itemize)</i>	2190									0
181	Support Services - Business										
182	Pupil Transportation Services	2550			150,250						150,250
183	Other Support Services <i>(Describe & Itemize)</i>	2900									0
184	Total Support Services	2000	0	0	150,250	0	0	0	0	0	150,250
185	COMMUNITY SERVICES (TR)	3000									0
186	PAYMENTS TO OTHER DIST & GOVT UNITS (TR)	4000									
187	Payments to Other Dist & Govt Units (In-State)	4100									
188	Payments for Regular Program	4110									0
189	Payments for Special Education Programs	4120			110,000						110,000
190	Payments for Adult/Continuing Education Programs	4130									0
191	Payments for CTE Programs	4140									0
192	Payments for Community College Programs	4170									0
193	Other Payments to In-State Govt Units <i>(Describe & Itemize)</i>	4190									0
194	Total Payments to Other Dist & Govt Units (In-State)	4100			110,000			0			110,000
195	Payments to Other Dist & Govt Units (Out-of-State) <i>(Describe & Itemize)</i>	4400									0
196	Total Payments to Other Dist & Govt Units	4000			110,000			0			110,000
197	DEBT SERVICE (TR)	5000									
198	Debt Service - Interest on Short-Term Debt	5100									
199	Tax Anticipation Warrants	5110									0
200	Tax Anticipation Notes	5120									0
201	Corporate Personal Prop Repl Tax Anticipation Notes	5130									0
202	State Aid Anticipation Certificates	5140									0
203	Other Interest on Short-Term Debt <i>(Describe and Itemize)</i>	5150									0
204	Total Debt Service - Interest On Short-Term Debt	5100						0			0
205	Debt Service - Interest on Long-Term Debt	5200									0
206	Debt Service - Payments of Principal on Long-Term Debt ¹⁵ <i>(Lease/Purchase Principal Retired)</i>	5300									0
207	Debt Service - Other <i>(Describe and Itemize)</i>	5400									0
208	Total Debt Service	5000						0			0
209	PROVISION FOR CONTINGENCIES (TR)	6000									0
210	Total Direct Disbursements/Expenditures		0	0	260,250	0	0	0	0	0	260,250
211	Excess (Deficiency) of Receipts/Revenues Over Disbursements/Expenditures										(77,150)
212											

	A	B	C	D	E	F	G	H	I	J	K
1	Description: Enter Whole Numbers Only	Funct #	(100)	(200)	(300)	(400)	(500)	(600)	(700)	(800)	(900)
2			Salaries	Employee Benefits	Purchased Services	Supplies & Materials	Capital Outlay	Other Objects	Non-Capitalized Equipment	Termination Benefits	Total
213	50 - MUNICIPAL RETIREMENT/SOC SEC FUND (MR/SS)										
214	INSTRUCTION (MR/SS)	1000									
215	Regular Program	1100		43,850							43,850
216	Pre-K Programs	1125		7,500							7,500
217	Special Education Programs (Functions 1200-1220)	1200		9,850							9,850
218	Special Education Programs Pre-K	1225									0
219	Remedial and Supplemental Programs K-12	1250									0
220	Remedial and Supplemental Programs Pre-K	1275									0
221	Adult/Continuing Education Programs	1300									0
222	CTE Programs	1400									0
223	Interscholastic Programs	1500		2,827							2,827
224	Summer School Programs	1600		1,900							1,900
225	Gifted Programs	1650									0
226	Driver's Education Programs	1700									0
227	Bilingual Programs	1800		950							950
228	Truant Alternative & Optional Programs	1900									0
229	Total Instruction	1000		66,877							66,877
230	SUPPORT SERVICES (MR/SS)	2000									
231	Support Services - Pupil	2100									
232	Attendance & Social Work Services	2110		2,000							2,000
233	Guidance Services	2120									0
234	Health Services	2130									0
235	Psychological Services	2140		900							900
236	Speech Pathology & Audiology Services	2150									0
237	Other Support Services - Pupils (Describe & Itemize)	2190									0
238	Total Support Services - Pupil	2100		2,900							2,900
239	Support Services - Instructional Staff	2200									
240	Improvement of Instruction Services	2210		1,400							1,400
241	Educational Media Services	2220		1,000							1,000
242	Assessment & Testing	2230									0
243	Total Support Services - Instructional Staff	2200		2,400							2,400
244	Support Services - General Administration	2300									
245	Board of Education Services	2310		1,200							1,200
246	Executive Administration Services	2320		7,310							7,310
247	Special Area Administrative Services	2330		4,460							4,460
248	Claims Paid from Self Insurance Fund	2361									0
249	Workers' Compensation or Workers' Occupation Disease Acts Payments	2362									0
250	Unemployment Insurance Payments	2363									0
251	Insurance Payments (regular or self-insurance)	2364									0
252	Risk Management and Claims Services Payments	2365									0
253	Judgment and Settlements	2366									0
254	Educatl, Inspectl, Supervisory Serv. Related to Loss Prevention or Reduction	2367									0
255	Reciprocal Insurance Payments	2368									0
256	Legal Service	2369									0
257	Total Support Services - General Administration	2300		12,970							12,970
258	Support Services - School Administration	2400									
259	Office of the Principal Services	2410		14,900							14,900
260	Other Support Services - School Administration (Describe & Itemize)	2490									0
261	Total Support Services - School Administration	2400		14,900							14,900
262	Support Services - Business	2500									
263	Direction of Business Support Services	2510		1,600							1,600
264	Fiscal Services	2520		12,350							12,350
265	Facilities Acquisition & Construction Services	2530									0
266	Operation & Maintenance of Plant Service	2540		44,800							44,800
267	Pupil Transportation Services	2550									0
268	Food Services	2560		18,150							18,150
269	Internal Services	2570									0

1	A	B	C	D	E	F	G	H	I	J	K
2	Description: Enter Whole Numbers Only	Funct #	(100) Salaries	(200) Employee Benefits	(300) Purchased Services	(400) Supplies & Materials	(500) Capital Outlay	(600) Other Objects	(700) Non-Capitalized Equipment	(800) Termination Benefits	(900) Total
270	Total Support Services - Business	2500		76,900							76,900
271	Support Services - Central	2600									
272	Direction of Central Support Services	2610									0
273	Planning, Research, Development & Evaluation Services	2620									0
274	Information Services	2630									0
275	Staff Services	2640									0
276	Data Processing Services	2660		21,200							21,200
277	Total Support Services - Central	2600		21,200							21,200
278	Other Support Services (Describe & Itemize)	2900									0
279	Total Support Services	2000		131,270							131,270
280	COMMUNITY SERVICES (MR/SS)	3000									0
281	PAYMENTS TO OTHER DIST & GOVT UNITS (MR/SS)	4000									
282	Payments for Regular Programs	4110									0
283	Payments for Special Education Programs	4120									0
284	Payments for CTE Programs	4140									0
285	Total Payments to Other Dist & Govt Units	4000		0							0
286	DEBT SERVICE (MR/SS)	5000									
287	Debt Service - Interest on Short-Term Debt	5100									
288	Tax Anticipation Warrants	5110									0
289	Tax Anticipation Notes	5120									0
290	Corporate Personal Prop Repl Tax Anticipation Notes	5130									0
291	State Aid Anticipation Certificates	5140									0
292	Other (Describe & Itemize)	5150									0
293	Total Debt Service	5000						0			0
294	PROVISION FOR CONTINGENCIES (MR/SS)	6000									0
295	Total Direct Disbursements/Expenditures			198,147				0			198,147
296	Excess (Deficiency) of Receipts/Revenues Over Disbursements/Expenditures										121,203
297											
298	60 - CAPITAL PROJECTS (CP)										
299	SUPPORT SERVICES (CP)	2000									
300	Support Services - Business										
301	Facilities Acquisition & Construction Services	2530			8,400		130,000				138,400
302	Other Support Services (Describe & Itemize)	2900									0
303	Total Support Services	2000	0	0	8,400	0	130,000	0	0		138,400
304	PAYMENTS TO OTHER DIST & GOVT UNITS (CP)	4000									
305	Payments to Other Dist & Govt Units (In-State)	4100									
306	Payments to Regular Programs	4110									0
307	Payment for Special Education Programs	4120									0
308	Payment for CTE Programs	4140									0
309	Payments to Other Govt Units (In-State) (Describe & Itemize)	4190									0
310	Total Payments to Other Districts & Govt Units	4000			0			0			0
311	PROVISION FOR CONTINGENCIES (CP)	6000									0
312	Total Direct Disbursements/Expenditures		0	0	8,400	0	130,000	0	0		138,400
313	Excess (Deficiency) of Receipts/Revenues Over Disbursements/Expenditures										(137,900)
314											
315	70 WORKING CASH FUND (WC)										
316											
317	80 - TORT FUND (TF)										
318	SUPPORT SERVICES - GENERAL ADMINISTRATION	2000									
319	Claims Paid from Self Insurance Fund	2361									0
320	Workers' Compensation or Workers' Occupational Disease Act Payments	2362			35,053						35,053
321	Unemployment Insurance Payments	2363			10,600						10,600
322	Insurance Payments (regular or self-insurance)	2364									0
323	Risk Management and Claims Services Payments	2365			58,000						58,000
324	Judgment and Settlements	2366									0

1	A	B	C	D	E	F	G	H	I	J	K
2	Description: Enter Whole Numbers Only	Funct #	(100) Salaries	(200) Employee Benefits	(300) Purchased Services	(400) Supplies & Materials	(500) Capital Outlay	(600) Other Objects	(700) Non-Capitalized Equipment	(800) Termination Benefits	(900) Total
325	Educatl, Inspec tl, Supervisory Serv Related to Loss Prevention or Reduction	2367									0
326	Reciprocal Insurance Payments	2368									0
327	Legal Service	2369			100,000						100,000
328	Property Insurance (Building & Grounds)	2371									0
329	Vehicle Insurance (Transportation)	2372									0
330	Total Support Services - General Administration	2000	0	0	203,653	0	0	0	0		203,653
331	PAYMENTS TO OTHER DIST & GOVT UNITS (TF)	4000									
332	Payments for Regular Programs	4110									0
333	Payments for Special Education Programs	4120									0
334	Total Payments to Other Dist & Govt Units	4000						0			0
335	DEBT SERVICE (TF)	5000									
336	Debt Service - Interest on Short-Term Debt										
337	Tax Anticipation Warrants	5110									0
338	Corporate Personal Property Replacement Tax Anticipation Notes	5130									0
339	Other Interest or Short-Term Debt (Describe & Itemize)	5150									0
340	Total Debt Service	5000						0			0
341	PROVISION FOR CONTINGENCIES (TF)	6000									0
342	Total Direct Disbursements/Expenditures		0	0	203,653	0	0	0	0		203,653
343	Excess (Deficiency) of Receipts/Revenues Over Disbursements/Expenditures										213,288
344											
345	90 - FIRE PREVENTION & SAFETY FUND (FP&S)										
346	SUPPORT SERVICES (FP&S)	2000									
347	Support Services - Business	2500									
348	Facilities Acquisition & Construction Services	2530			31,576		394,700				426,276
349	Operation & Maintenance of Plant Service	2540									0
350	Total Support Services - Business	2500	0	0	31,576	0	394,700	0	0		426,276
351	Other Support Services (Describe & Itemize)	2900									0
352	Total Support Services	2000	0	0	31,576	0	394,700	0	0		426,276
353	PAYMENTS TO OTHER DISTRICTS & GOVT UNITS (FP&S)	4000									
354	Payments to Regular Programs	4110									0
355	Payments to Special Education Programs	4120									0
356	Other Payments to In-State Govt Units (Describe & Itemize)	4190									0
357	Total Payments to Other Districts & Govt Units (FPS)	4000						0			0
358	DEBT SERVICE (FP&S)	5000									
359	Debt Service - Interest on Short-Term Debt	5100									
360	Tax Anticipation Warrants	5110									0
361	Other Interest on Short-Term Debt (Describe & Itemize)	5150									0
362	Total Debt Service - Interest on Short-Term Debt	5100						0			0
363	Debt Service - Interest on Long-Term Debt	5200									0
364	Debt Service - Payments of Principal on Long-Term Debt ¹⁵ (Lease/Purchase Principal Retired)	5300									0
365	Total Debt Service	5000						0			0
366	PROVISIONS FOR CONTINGENCIES (FP&S)	6000									0
367	Total Direct Disbursements/Expenditures		0	0	31,576	0	394,700	0	0		426,276
368	Excess (Deficiency) of Receipts/Revenues Over Disbursements/Expenditures										(337,577)

This page is provided for detailed itemizations as requested within the body of the Report.

- 1.
- 2.
- 3.
- 4.

--

	A	B	C	D	E	F
1	DEFICIT BUDGET SUMMARY INFORMATION - Operating Funds Only					
2	Description	EDUCATIONAL FUND (10)	OPERATIONS & MAINTENANCE FUND (20)	TRANSPORTATION FUND (40)	WORKING CASH FUND (70)	TOTAL
3	Direct Revenues	6,767,430	547,074	183,100	64,089	7,561,693
4	Direct Expenditures	6,703,486	648,529	260,250		7,612,265
5	Difference	63,944	(101,455)	(77,150)	64,089	(50,572)
6	Estimated Fund Balance - June 30, 2020	6,322,633	42,043	107,693	990,201	7,462,570
7	<div>Unbalanced budget, however, a deficit reduction plan is not required at this time.</div> <p>A deficit reduction plan is required if the local board of education adopts (or amends) the 2019-20 school district budget in which the “operating funds” listed above result in direct revenues (line 9) being less than direct expenditures (line 19) by an amount equal to or greater than one-third (1/3) of the ending fund balance (line 81).</p> <p>Note: The balance is determined using only the four funds listed above. That is, if the estimated ending fund balance is less than three times the deficit spending, the district must adopt and file with ISBE a deficit reduction plan to balance the shortfall within three years.</p> <p>The School Code, Section 17-1 (105 ILCS 5/17-1) - If the 2018-2019 Annual Financial Report (AFR) reflects a deficit as defined above (page 36), then the school district shall adopt and submit a deficit reduction plan (found here on page 20-24) to ISBE within 30 days after acceptance of the AFR.</p> <p>The deficit reduction plan, if required, is developed using ISBE guidelines and format.</p>					
8						
10						
12						
13						

ILLINOIS STATE BOARD OF EDUCATION
School Business Services Division

	A	B	C	D	E	F	G
1			DEFICIT REDUCTION PLAN ESTIMATED BUDGET FY2019-2020				
2							
3							
4	District Number						
5	Lindop School District 92						
6	District Name		Educational Fund	Operations & Maintenance Fund	Transportation Fund	Working Cash Fund	Total
7	ESTIMATED BEGINNING FUND BALANCE (must equal prior Ending Fund Balance)		6,258,689	143,498	184,843	1,266,112	7,853,142
8	RECEIPTS/REVENUES	Acct #					
9	LOCAL SOURCES	1000	4,858,861	547,074	110,875	64,089	5,580,899
10	FLOW-THROUGH RECEIPTS/REVENUES FROM ONE DISTRICT TO ANOTHER DISTRICT	2000	0	0	0		0
11	STATE SOURCES	3000	1,254,207	0	72,225	0	1,326,432
12	FEDERAL SOURCES	4000	654,362	0	0	0	654,362
13	Total Receipts/Revenues		6,767,430	547,074	183,100	64,089	7,561,693
14	DISBURSEMENTS/EXPENDITURES	Funct #					
15	INSTRUCTION	1000	3,176,057				3,176,057
16	SUPPORT SERVICES	2000	2,619,589	613,529	150,250		3,383,368
17	COMMUNITY SERVICES	3000	102,840	0	0		102,840
18	PAYMENTS TO OTHER DISTRICTS & GOVT. UNITS	4000	805,000	35,000	110,000		950,000
19	DEBT SERVICES	5000	0	0	0		0
20	PROVISION FOR CONTINGENCIES	6000	0	0	0		0
21	Total Disbursements/Expenditures		6,703,486	648,529	260,250		7,612,265
22	Excess of Receipts/Revenue Over/(Under) Disbursements/Expenditures		63,944	(101,455)	(77,150)	64,089	(50,572)
23	OTHER SOURCES/USES OF FUNDS						
24	OTHER SOURCES OF FUNDS (7000)		0	0	0	0	0
25	OTHER USES OF FUNDS (8000)		0	0	0	340,000	340,000
26	TOTAL OTHER SOURCES/USES OF FUNDS		0	0	0	(340,000)	(340,000)
27	ESTIMATED ENDING FUND BALANCE		6,322,633	42,043	107,693	990,201	7,462,570

ILLINOIS STATE BOARD OF EDUCATION
School Business Services Division

	A	B	H	I	J	K	L
1			ESTIMATED BUDGET FY2020-2021				
2							
3							
4	District Number						
5	Lindop School District 92						
6	District Name		Educational Fund	Operations & Maintenance Fund	Transportation Fund	Working Cash Fund	Total
7	ESTIMATED BEGINNING FUND BALANCE (must equal prior Ending Fund Balance)		6,322,633	42,043	107,693	990,201	7,462,570
8	RECEIPTS/REVENUES	Acct #					
9	LOCAL SOURCES	1000					0
10	FLOW-THROUGH RECEIPTS/REVENUES FROM ONE DISTRICT TO ANOTHER DISTRICT	2000					0
11	STATE SOURCES	3000					0
12	FEDERAL SOURCES	4000					0
13	Total Receipts/Revenues		0	0	0	0	0
14	DISBURSEMENTS/EXPENDITURES	Funct #					
15	INSTRUCTION	1000					0
16	SUPPORT SERVICES	2000					0
17	COMMUNITY SERVICES	3000					0
18	PAYMENTS TO OTHER DISTRICTS & GOVT. UNITS	4000					0
19	DEBT SERVICES	5000					0
20	PROVISION FOR CONTINGENCIES	6000					0
21	Total Disbursements/Expenditures		0	0	0		0
22	Excess of Receipts/Revenue Over/(Under) Disbursements/Expenditures		0	0	0	0	0
23	OTHER SOURCES/USES OF FUNDS						
24	OTHER SOURCES OF FUNDS (7000)						0
25	OTHER USES OF FUNDS (8000)						0
26	TOTAL OTHER SOURCES/USES OF FUNDS		0	0	0	0	0
27	ESTIMATED ENDING FUND BALANCE		6,322,633	42,043	107,693	990,201	7,462,570

ILLINOIS STATE BOARD OF EDUCATION
School Business Services Division

	A	B	M	N	O	P	Q
1			ESTIMATED BUDGET FY2021-2022				
2							
3							
4	District Number						
5	Lindop School District 92						
6	District Name		Educational Fund	Operations & Maintenance Fund	Transportation Fund	Working Cash Fund	Total
7	ESTIMATED BEGINNING FUND BALANCE (must equal prior Ending Fund Balance)		6,322,633	42,043	107,693	990,201	7,462,570
8	RECEIPTS/REVENUES	Acct #					
9	LOCAL SOURCES	1000					0
10	FLOW-THROUGH RECEIPTS/REVENUES FROM ONE DISTRICT TO ANOTHER DISTRICT	2000					0
11	STATE SOURCES	3000					0
12	FEDERAL SOURCES	4000					0
13	Total Receipts/Revenues		0	0	0	0	0
14	DISBURSEMENTS/EXPENDITURES	Funct #					
15	INSTRUCTION	1000					0
16	SUPPORT SERVICES	2000					0
17	COMMUNITY SERVICES	3000					0
18	PAYMENTS TO OTHER DISTRICTS & GOVT. UNITS	4000					0
19	DEBT SERVICES	5000					0
20	PROVISION FOR CONTINGENCIES	6000					0
21	Total Disbursements/Expenditures		0	0	0		0
22	Excess of Receipts/Revenue Over/(Under) Disbursements/Expenditures		0	0	0	0	0
23	OTHER SOURCES/USES OF FUNDS						
24	OTHER SOURCES OF FUNDS (7000)						0
25	OTHER USES OF FUNDS (8000)						0
26	TOTAL OTHER SOURCES/USES OF FUNDS		0	0	0	0	0
27	ESTIMATED ENDING FUND BALANCE		6,322,633	42,043	107,693	990,201	7,462,570

ILLINOIS STATE BOARD OF EDUCATION
School Business Services Division

	A	B	R	S	T	U	V
1			ESTIMATED BUDGET FY2022-2023				
2							
3							
4	District Number						
5	Lindop School District 92						
6	District Name		Educational Fund	Operations & Maintenance Fund	Transportation Fund	Working Cash Fund	Total
7	ESTIMATED BEGINNING FUND BALANCE (must equal prior Ending Fund Balance)		6,322,633	42,043	107,693	990,201	7,462,570
8	RECEIPTS/REVENUES	Acct #					
9	LOCAL SOURCES	1000					0
10	FLOW-THROUGH RECEIPTS/REVENUES FROM ONE DISTRICT TO ANOTHER DISTRICT	2000					0
11	STATE SOURCES	3000					0
12	FEDERAL SOURCES	4000					0
13	Total Receipts/Revenues		0	0	0	0	0
14	DISBURSEMENTS/EXPENDITURES	Funct #					
15	INSTRUCTION	1000					0
16	SUPPORT SERVICES	2000					0
17	COMMUNITY SERVICES	3000					0
18	PAYMENTS TO OTHER DISTRICTS & GOVT. UNITS	4000					0
19	DEBT SERVICES	5000					0
20	PROVISION FOR CONTINGENCIES	6000					0
21	Total Disbursements/Expenditures		0	0	0		0
22	Excess of Receipts/Revenue Over/(Under) Disbursements/Expenditures		0	0	0	0	0
23	OTHER SOURCES/USES OF FUNDS						
24	OTHER SOURCES OF FUNDS (7000)						0
25	OTHER USES OF FUNDS (8000)						0
26	TOTAL OTHER SOURCES/USES OF FUNDS		0	0	0	0	0
27	ESTIMATED ENDING FUND BALANCE		6,322,633	42,043	107,693	990,201	7,462,570

ILLINOIS STATE BOARD OF EDUCATION
School Business Services Division

	A		B	W	X	Y	Z
1	06-016-0920-02			SUMMARY BUDGET ADDENDUM - DEFICIT REDUCTION PLAN ESTIMATED BUDGET <i>Date of Adoption:</i> _____ <i>(Enter as MM/DD/YY)</i>			
2							
3							
4	<i>District Number</i>						
5	Lindop School District 92						
6	<i>District Name</i>			FY2019-2020	FY2020-2021	FY2021-2022	FY2022-2023
7	ESTIMATED BEGINNING FUND BALANCE <i>(must equal prior Ending Fund Balance)</i>			7,853,142	7,462,570	7,462,570	7,462,570
8	RECEIPTS/REVENUES	Acct #					
9	LOCAL SOURCES	1000		5,580,899	0	0	0
10	FLOW-THROUGH RECEIPTS/REVENUES FROM ONE DISTRICT TO ANOTHER DISTRICT	2000		0	0	0	0
11	STATE SOURCES	3000		1,326,432	0	0	0
12	FEDERAL SOURCES	4000		654,362	0	0	0
13	Total Receipts/Revenues			7,561,693	0	0	0
14	DISBURSEMENTS/EXPENDITURES	Funct #					
15	INSTRUCTION	1000		3,176,057	0	0	0
16	SUPPORT SERVICES	2000		3,383,368	0	0	0
17	COMMUNITY SERVICES	3000		102,840	0	0	0
18	PAYMENTS TO OTHER DISTRICTS & GOVT. UNITS	4000		950,000	0	0	0
19	DEBT SERVICES	5000		0	0	0	0
20	PROVISION FOR CONTINGENCIES	6000		0	0	0	0
21	Total Disbursements/Expenditures			7,612,265	0	0	0
22	Excess of Receipts/Revenue Over/(Under) Disbursements/Expenditures			(50,572)	0	0	0
23	OTHER SOURCES/USES OF FUNDS						
24	OTHER SOURCES OF FUNDS (7000)			0	0	0	0
25	OTHER USES OF FUNDS (8000)			340,000	0	0	0
26	TOTAL OTHER SOURCES/USES OF FUNDS			(340,000)	0	0	0
27	ESTIMATED ENDING FUND BALANCE			7,462,570	7,462,570	7,462,570	7,462,570

Deficit Reduction Plan-Background/Assumptions
Fiscal Year 2019-2020 through Fiscal Year 2022-2023

Lindop School District 92	06-016-0920-02
<i>Please complete the following schedule and include a brief description to identify any areas of the budget that will be impacted from one year to the next. If the deficit reduction plan relies upon new local revenues, identify contingencies for further budget reductions which will be enacted in the event those new revenues are not available.</i>	

1. Background and Narrative of Budget Reductions:

2. Assumptions Used in the Deficit Reduction Plan:

- EBF and Estimated New Tier Funding:

- Equal Assessed Valuation and Tax Rates:

- Employee Salaries and Benefits:

- Short and Long Term Borrowing:

- Educational Impact:

- Other Assumptions:

- Has the district considered shared services or outsourcing (Ex: Transportation, Insurance) If yes please explain:

ESTIMATED LIMITATION OF ADMINISTRATIVE COSTS
(For Local Use Only)

This is an estimated Limitation of Administrative Costs Worksheet only and will not be accepted for Official Submission of the Limitation of Administrative Costs Worksheet.

The worksheet is intended for use during the budgeting process to estimate the district's percent increase of FY2020 budgeted expenditures over FY2019 actual expenditures. Budget information is copied to this page. Insert the prior year estimated actual expenditures to compute the estimated percentage increase (decrease).

The official Limitation of Administrative Costs Worksheet is attached to the end of the Annual Financial Report (ISBE Form 50-35) and may be submitted in conjunction with that report.

An official Limitation of Administrative Costs Worksheet can also be found on the ISBE website at:
[Limitation of Administrative Costs](#)

ESTIMATED LIMITATION OF ADMINISTRATIVE COSTS WORKSHEET (Section 17-1.5 of the School Code)		School District Name: Lindop School District 92					
		RCDT Number: 06-016-0920-02					
		Estimated Actual Expenditures, Fiscal Year 2019			Budgeted Expenditures, Fiscal Year 2020		
Description (Enter Whole Numbers Only)	Funct #	(10) Educational Fund	(20) Operations & Maintenance Fund	Total	(10) Educational Fund	(20) Operations & Maintenance Fund	Total
1. Executive Administration Services	2320	246,669		246,669	241,419		241,419
2. Special Area Administration Services	2330	136,502		136,502	136,204		136,204
3. Other Support Services - School Administration	2490			0	0		0
4. Direction of Business Support Services	2510	148,847		148,847	126,660	0	126,660
5. Internal Services	2570	36,254		36,254	40,000		40,000
6. Direction of Central Support Services	2610			0	0		0
7. Deduct - Early Retirement or other pension obligations required by state law and include above				0			0
8. Totals		568,272	0	568,272	544,283	0	544,283
9. Estimated Percent Increase (Decrease) for FY2020 (Budgeted) over FY2019 (Actual)							-4%

REPORTING OF PUBLIC VENDOR CONTRACTS OF \$1,000 OR MORE

*In accordance with the School Code, Section 10-20.21, all **school districts** are required to file a report listing 'vendor contracts' as an attachment to their budget. In this context, the term "vendor contracts" refers to "all contracts and agreements that pertain to goods and services that were intended to generate additional revenue and other remunerations for the **school district** in excess of \$1,000, including without limitation vending machine contracts, sports and other attire, class rings, and photographic services. **The report is to list information regarding such contracts for the fiscal year immediately preceding the fiscal year of the budget.** All such contracts executed on or after July 1, 2007 must be approved by the school board.*

See: School Code, Section 10-20.21 - Contracts

(Sheet is unprotected and can be re-formatted as needed, but must be used for submission)

[illegible]

What is coming in IWAS?

Practice Answer

12) ONLY FOR SCHOOL DISTRICTS* SERVING ENGLISH LEARNERS - Mark with an X the appropriate box to indicate agreement or disagreement with each statement.

Article 14C Assurance

Yes

No

A) "I hereby affirm that at least 60% of the school district's State funds attributable to ELs will be used for instructional costs of programs and services for ELs (function 1000), in accordance with Article 14C of the Illinois School Code. The remaining balance of State funds attributable to ELs will also be used to serve ELs."

B) "My school district* has at least one attendance center with 20 or more English learners (including parental refusal) who speak the same home language other than English in grades K-12. Alternatively and/or additionally, my school district* has at least one attendance center with 20 or more English learners (including parent refusal) who speak the same home language other than English in pre-K."

C) IF THE ANSWER TO (B) ABOVE IS "YES" - "I hereby affirm that the school district's Bilingual Parent Advisory Committee (BPAC) has reviewed the school district's EBF Spending Plan submitted to the State Superintendent of Education."

D) IF THE ANSWER TO (B) ABOVE IS "YES" - Fill in the date of the meeting at which the BPAC reviewed the EBF Spending Plan and the name of the BPAC chair at the time of the meeting.

Date:

Name:

* School districts, laboratory schools, Regional Offices of Education, and Intermediate Service Centers

* School districts, laboratory schools, Regional Offices of Education, and Intermediate Service Centers

* School districts, laboratory schools, Regional Offices of Education, and Intermediate Service Centers

* School districts, laboratory schools, Regional Offices of Education, and Intermediate Service Centers

Feedback Survey

Context

A version of this survey will appear at the end of the IWAS application for the official EBF Spending Plan submission. The EBF Spending Plan due for submission this year was designed by ISBE and the Professional Review Panel with some school district voice included, but we know we have more to learn from the field. This survey and other engagement opportunities throughout FY20 will directly influence the design of the FY21 EBF Spending Plan.

Practice Answer

1) Mark with an X to indicate approximately how much time it will take your school district* to complete the FY20 EBF Spending Plan.

a. Under 1 hour

b. 1-2 hours

c. 2-4 hours

d. 5 hours or more

Practice Answer

2) Mark with an X to indicate which different school positions or departments will have been involved in completing your FY20 EBF Spending Plan.

a. Superintendent

b. Special Education

c. Bilingual/English Learners

d. Title I/Low-Income

e. Finance

f. Principal(s)

g. Other:

Practice Answer

3) Mark with an X to indicate who do you believe should (ideally) be the primary audience for the EBF Spending Plan.

a. Your school district

b. Your school district's community

c. ISBE

d. State legislators

e. Other:

Practice Answer

4) Mark with an X to indicate what other data, plans, or reports you wish that this EBF Spending Plan were integrated or better aligned with.

a. Site-based expenditure reporting

b. English Learner expenditure report

c. Part 100 rules, annual school district budget, Annual Financial Report

d. Consolidated District Plan

e. Other:

Practice Answer

5) Mark with X to indicate how you would describe the current value of the FY20 EBF Spending Plan.

a. Very valuable. I will be using it to _____.

b. Somewhat valuable. I want to use it to _____. It would be more valuable if _____.

c. Not very valuable. It would be more valuable if _____.

d. Not at all valuable. I wish ISBE would _____.

Practice Answer

6) Mark with an X what you see as the potential value of the EBF Spending Plan.

a. Increasing and supporting strategic resource allocation based in student need data, student outcome data, and best practices research

b. Increasing and supporting intra-district collaboration between program areas, business offices, and leadership for more holistic planning and strategic resources allocation in service to students

c. Focusing on dollars for English Learners, low-income students, students with disabilities, and any other student populations with significant need

d. Facilitating inquiry into resource allocation decisions

e. Making connections to existing plans and requirements

Practice Answer

7) Mark with an X to indicate your level of interest in joining FY20 focus groups to refine the EBF Spending Plan for FY21 and beyond.

a. Definitely interested

b. Possibly interested

c. Not interested

Reference Description

- ¹ Each fund balance should correspond to the fund balance reflected on the books as of June 30th - Balance Sheet Accounts #720 and #730 (audit figures, if available).
- ² Accounting and Financial Reporting for Certain Grants and Other Financial Assistance. The "On-Behalf" Payments should only be reflected on this page (Budget Summary, Lines 10 and 20).
- ³ Requires the secretary of the school board to notify the county clerk (within 30 days of the transfer approval) to abate an equal amount of taxes to be next extended. See Sec. 10-22.14 & 17-2.11.
- ^{3a} Requires notification to the county clerk to abate an equal amount from taxes next extended. See section 10-22.14
- ⁴ Principal on Bonds Sold:
 - (1) Funding Bonds are to be entered in the fund or funds in which the liability occurs.
 - (2) Refunding Bonds can be entered in the Debt Services Fund only.
 - (3) Building Bonds can be entered in the Capital Projects Fund only.
 - (4) Fire Prevention and Safety Bonds can be entered in the Fire Prevention & Safety Fund only.
- ⁵ The proceeds from the sale of school sites, buildings, or other real estate shall be used first to pay the principal and interest on any outstanding bonds on the property being sold, and after all such bonds have been retired, the remaining proceeds from the sale next shall be used by the school board to meet any urgent district needs as determined under Sections 2-3.12 and 17-2.11 of the School Code. Once these issues have been addressed, any remaining proceeds may be used for any other authorized purpose and for deposit into any district fund.
- ⁶ The School Code, Section 10-22.44 prohibits the transfer of interest earned on the investment of "any funds for purposes of Illinois Municipal Retirement under the Pension Code." This prohibition does not include funds for Social Security and Medicare-only purposes. For additional requirements on interest earnings, see 23 Illinois Administrative Code, Part 100, Section 100.50.
- ⁷ Cash plus investments must be greater than or equal to zero.
- ⁸ For cash basis budgets, this total will equal the Budget Summary - Total Direct Receipts/Revenues (Line 9) plus Total Other Sources of Funds (Line 46).
- ⁹ For cash basis budgets, this total will equal the Budget Summary - Total Direct Disbursements/Expenditures (Line 19) plus Total Other Uses of Funds (Line 79).
- ¹⁰ Working Cash Fund loans may be made to any district fund for which taxes are levied (Section 20-5 of the School Code).
- ¹¹ Include revenue accounts 1110 through 1115, 1117,1118 & 1120.
- ¹² The School Code Section 17-2.2c. Tax for leasing educational facilities or computer technology or both, and for temporary relocation expense purposes.
- ¹³ Corporate personal property replacement tax revenue must be first applied to the Municipal Retirement/Social Security Fund to replace tax revenue lost due to the abolition of the corporate personal property tax (30 ILCS 115/12). This provision does not apply to taxes levied for Medicare-Only purposes.

- 14
- Only tuition payments made to private facilities. See Functions 4200 or 4400 for estimated public facility disbursements/expenditures.
- 15
- Payment towards the retirement of lease/purchase agreements or bonded/other indebtedness (principal only) otherwise reported within the fund - e.g.: alternate revenue bonds. (Describe & Itemize)
- 16
- Only abolishment of Working Cash Fund must transfer its funds directly to the Educational Fund upon adoption of a resolution and at the close of the current school Year (see 105 ILCS 5/20-8 for further explanation)
- Only abatement of working cash fund can transfer its funds to any fund in most need of money
- (see 105 ILCS 5/20-10 for further explanation)

CHECK FOR ERRORS	
This worksheet checks various cells to assure that selected items are in balance.	
Out-of-balance conditions are accompanied by an error message.	
Errors must be corrected before the budget is finalized and submitted to ISBE.	
Budget Item References	Message
Is Deficit Reduction Plan Required?	Deficit reduction plan is not required.
If required, is Deficit Reduction Plan Completed (Page: DefReductPlan 20-24)?	
1. Cover Page - CASH or ACCRUAL	
Check one type of Accounting Basis used on the Cover sheet.	ACCRUAL
2. Budget Summary: Other Sources (Page BudgetSum 2-3 - Acct 7000), must equal Other Uses (BudgetSum 2-3 - Acct. 8000).	
Estimated Beginning Fund Balance July,1 2019 for all Funds (Cells C3 - K3) (Line must have a number or zero. Do not leave blank.)	OK
Transfer Among Funds (Funds 10, 20, 40 - Acct 7130 - Cells C29, D29, F29), must equal (Funds 10, 20 & 40 - Acct 8130 - Cells C52, D52, F52).	OK
Transfer of Interest (Funds 10 thru 90 - Acct 7140 - Cells C30:K30), must equal (Funds 10 thru 60, & 80 - Acct 8140 - Cells C53:H53, J53).	OK
Transfer to Debt Service to Pay Principal on Capital Leases (Fund 30 - Acct 7400 - Cell E39) must equal (Funds 10, 20 & 60 - Acct 8400 Cells C57:H60).	OK
Transfer to Debt Service to Pay Interest on Capital Leases (Fund 30 - Acct 7500 - Cell E40) must equal (Funds 10, 20 & 60 - Acct 8500 - Cells C61:H64).	OK
Transfer to Debt Service Fund to Pay Principal on Revenue Bonds (Fund 30 - Acct 7600 - Cell E41) must equal (Funds 10 & 20 - Acct 8600 - Cells C65:D68).	OK
Transfer to Debt Service to Pay Interest on Revenue Bonds (Fund 30 - Acct 7700 - Cell E42) must equal (Funds 10 & 20 - Acct 8700 - Cells C69:D72).	OK
Transfer to Capital Projects Fund (Fund 60 - Acct 7800 - Cell H43) must equal (Fund 10 & 20, Acct 8800 - Cells C73:D76).	OK
3. Summary of Cash Transactions: Beginning Cash Balance on Hand July 1, 2019, (CashSum 4, All Funds), cannot be negative.	
Educational (Fund 10 - Cell C3)	OK
Operations & Maintenance (Fund 20 - Cell D3)	OK
Debt Service (Fund 30 - Cell E3)	OK
Transportation (Fund 40 - Cell F3)	OK
Municipal Retirement/Social Security (Fund 50 - Cell G3)	OK
Capital Projects (Fund 60 - Cell H3)	OK
Working Cash (Fund 70 - Cell I3)	OK
Tort (Fund 80 - Cell J3)	OK
Fire Prevention & Safety (Fund 90 - Cell K3)	OK
4. Summary of Cash Transactions: Ending Cash Balance on Hand June 30, 2020, (Page CashSum 4 - All Funds), cannot be negative.	
Educational (Fund 10 - Cell C21)	OK
Operations & Maintenance (Fund 20 - Cell D21)	OK
Debt Service (Fund 30 - Cell E21)	OK
Transportation (Fund 40 - F21)	OK
Municipal Retirement/Social Security (Fund 50 - Cell G21)	OK
Capital Projects (Fund 60 - H21)	OK

Working Cash (Fund 70 - Cell I21)	OK
Tort (Fund 80 - Cell J21)	OK
Fire Prevention & Safety (Fund 90 - Cell K21)	OK
5. Summary of Cash Transactions: Other Receipts, (Page CashSum 4), must equal Other Disbursements, (Page CashSum 4).	
Interfund Loans Payable (Funds 10:60, 80, 90 - Acct 411 - Cells C6:H6, J6:K6) must equal Interfund Loans Receivable (Funds 10:20, 40, 70 - Acct 141 - Cells C15:D15, F15, I15).	OK
Interfund Loans Receivable (Funds 10, 20, 40 & 70 - Acct 141 - Cells C7:D7, F7, I7) must equal Interfund Loans Payable (Funds 10:60, 80, 90 - Acct 411 - Cells C16:H16, J16, K16).	OK

End of Balancing